

Fill in these particulars.

Full name of Centre

Centre Number

Galashiels Academy

5619734

Forename(s)

Surname

Michael

Inglis

Date of Birth

Scottish Candidate Number

04.11.93

0626577774

Title of Thematic Presentation

LEGO Boba Fett: Bounty Hunter

NOTE: The Student Record has been designed to record the work of your Thematic Presentation. It should also help to ensure that your Thematic Presentation meets the assessment requirements. Teacher/ lecturers **must** refer to "Guidance on Assessment – Thematic Presentation" (Diet 2010/ 2011) **before** attempting to complete this form.

Assessment Requirements

- 1 The Thematic Presentation, which is worth 30% of the total marks of the Higher Graphic Communication Course assessment, must be your own work.
- 2 The Thematic Presentation should consist of **7 to 12 pages of work**. A3, A4, or a mixture of A3 and A4 page formats may be used.
- 3 In completing the Student Record, **all** photocopied, scanned, captured, or clip art images used **must** be acknowledged. A description of any work carried out to enhanced, photocopied, scanned, captured, or clip art images must also be declared; as well as acknowledging the source of all other images.
- 4 All CAD, Illustration or computer graphic work produced by following a directed approach, such as by step-by-step guide or wizard is **not valid** for assessment purposes.
- 5 The candidate declaration must be completed for a submission to be valid.



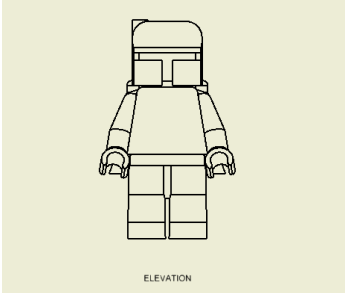
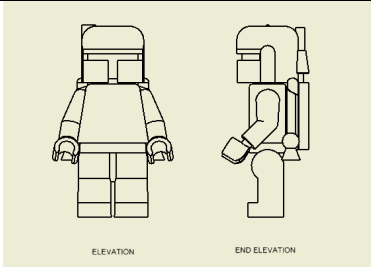
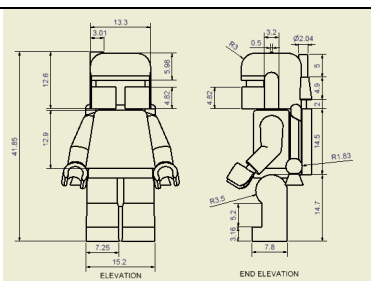
I have read and understood the assessment requirements of the Thematic Presentation and acknowledge that this, depersonalised, work may be used as exemplification for learning and teaching purposes.

Signature of Candidate \_\_\_\_\_ Date \_\_\_\_\_

## Graphic Communication Higher – Thematic Presentation

The Student Record is used by candidates to provide a detailed description of how each item was produced





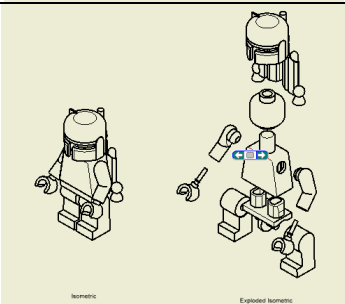
### Section 2. Computer-Aided Drawings Orthographic Drawing

Item(s) / Page(s)		
Individual parts were sketched in Autodesk Inventor then 3D modeled with a variety of extrusions, lofts, revolutions, chamfers and fillets.		<b>LEGO ASSEMBLY.iam</b> + Representations + Origin + BODY:1 + Head:1 + Helmet:1 + LEG HOLDER:1 + LEG:1 + LEG_MIR:1 - ARM:1 + Origin + Sketch1 + Work Plane2 + Work Plane3 + Work Plane5 + Back Sketc + Sketch5 + Work Plane6 + Work Plane7 + Work Plane8 + Mate:1 + Mate:2 + Mate:5 + Mate:6 + Angle:4 (0.00 deg) + Mate:22 + ARM_MIR1:1 + HAND:1 + HAND_MIR:1
All parts were assembled into one assembly using mate and angle constraints, allowing movable parts to move.		
A front-facing base view was added into a .idw file.		
The base view was then projected to form an end elevation.		
An array of dimensions were added showing the sizes of lengths along with the radii and diameter of circles and fillets.		

## Graphic Communication Higher – Thematic Presentation

The Student Record is used by candidates to provide a detailed description of how each item was produced


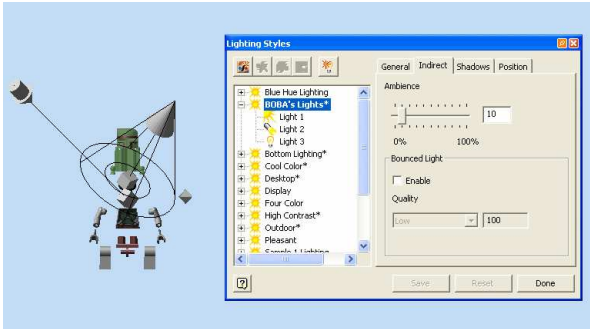

### Section 2. Computer-Aided Drawing Pictorial Line Drawing

Item(s) / Page(s)		
Individual parts were sketched in Autodesk Inventor then 3D modeled with a variety of extrusions, lofts, revolutions, chamfers and fillets.		<b>LEGO ASSEMBLY.iam</b> + Representations + Origin + BODY:1 + Head:1 + Helmet:1 + LEG HOLDER:1 + LEG:1 + LEG_MIR:1 - ARM:1 + Origin + Sketch1 + Work Plane2 + Work Plane3 + Work Plane5 + Back Sketc + Sketch5 + Work Plane6 + Work Plane7 + Work Plane8 + Mate:1 + Mate:2 + Mate:5 + Mate:6 + Angle:4 (0.00 deg) + Mate:22 + ARM_MIR1:1 + HAND:1 + HAND_MIR:1
All parts were assembled into one assembly using mate and angle constraints, allowing movable parts to move.		
The file was copied and several constraints were offset, thus creating an exploded view.		
An isometric base view of the original, fully constrained model was added into an .idw file.		
The exploded view was then added along side the fully constrained isometric view. Facets were removed to comply with SQA regulations.		

## Graphic Communication Higher – Thematic Presentation

The Student Record is used by candidates to provide a detailed description of how each item was produced

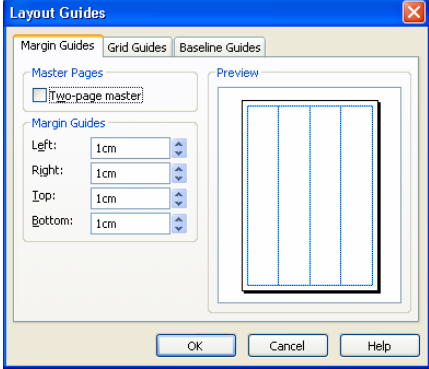



### Section 3. Computer-Aided Illustration & Presentation Illustration

Item(s) / Page(s)	
<p>The assembly was positioned into a suitable view.</p>	
<p>Lighting was added by adding three lights in Inventor Studio. One was farther away, and the other two close up. The render of the assembly had a blue hue added to both of the lights.</p>	
<p>Renders were pasted into DTP file and arranged accordingly. Text and a black background were added.</p>	

## Graphic Communication Higher – Thematic Presentation

The Student Record is used by candidates to provide a detailed description of how each item was produced

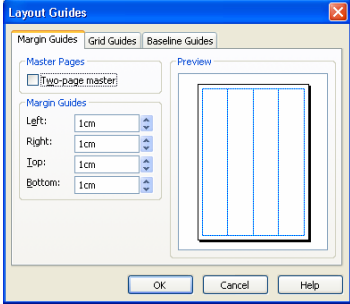




### Section 3. Computer-Aided Illustration & Presentation Desktop Publishing

Item(s) / Page(s)	
A four column structure was added to a blank DTP document by editing the layout guides.	
A White header and footer was added along with a customized title flash bar, made up of vector images rectangles and triangles.	
Images were added. Background visuals were obtained on the internet and edited on Macromedia Fireworks to include renders of the Inventor model.	
Body text was added then formatted inside the column structure. Text was also added to the title flash bar.	

## Graphic Communication Higher – Thematic Presentation

The Student Record is used by candidates to provide a detailed description of how each item was produced

### Section 3. Computer-Aided Illustration & Presentation Promotional Graphics

Item(s) / Page(s)	
A four column structure was added to a blank DTP document.	
A Colored fill was added as a background	
A title and barcode were added.	
A picture of the 3D Boba Fett assembly was inserted. Sub titles were added around the main title.	
Headings and sub headings were added around Boba Fett.	



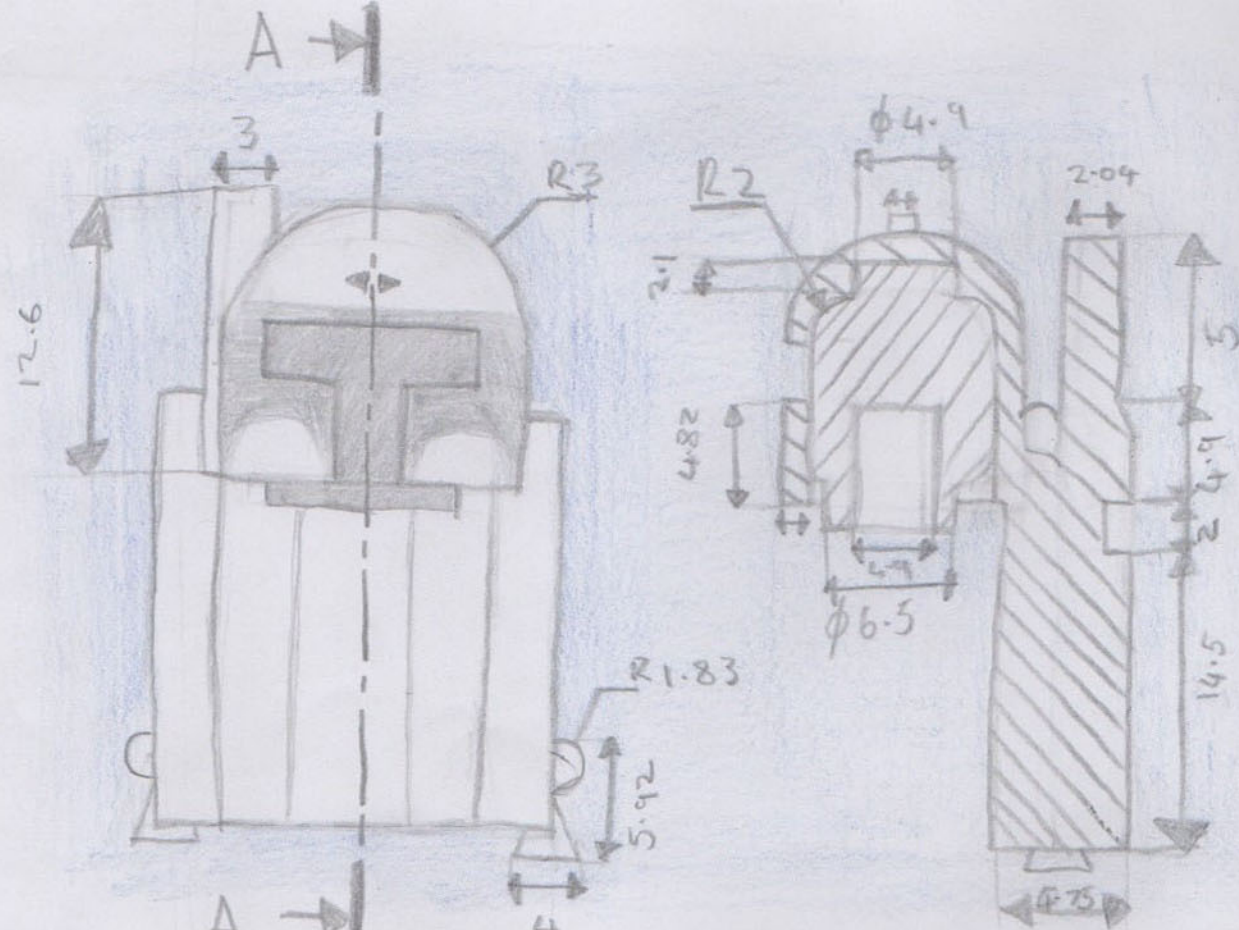
## Graphic Communication Higher Teacher/ Lecturer Assessment of Thematic Presentation

Teacher/ lecturers must refer to "Guidance on Assessment – Thematic Presentation" (Diet 2010/ 2011) before attempting to complete this form.

Candidate MICHAEL INGLIS

Item No.(s)	Assessment Criteria	Max. Marks	Mark Awarded	Official Use
	<b>Section 1. Manual Graphics</b>			
1	(a) Freehand Sketching (i) related orthographic	4	4	—
2	(ii) pictorial	4	4	—
3	(b) Rendered Illustrations (i) rendering	4	4	—
4	(c) Desktop Planning (i) annotated sketches	4	4	—
5	(ii) drawn visual	4	4	—
	<b>Section 2. Computer-Aided Drawings</b>			
6, 8, 9	Computer-Aided Drawings (i) orthographic drawing	6	6	—
6, 7, 8, 9	(ii) annotation	2	2	—
7	(iii) pictorial line drawing	6	6	—
7, 8	(iv) technical detail	6	6	—
	<b>Section 3. Computer-Aided Illustration &amp; Presentation</b>			
10	(a) Using Illustration Package (i) rendering	6	6	—
11, 12	(b) Using DTP Package (i) use text/ layout, etc	6	6	—
11, 12	(ii) technical quality	4	4	—
12	(c) Promotional Graphics (i) visual impact, etc	4	4	—
	<b>Total Marks</b>	60	60	60





HELMET AND BODY ELEVATION

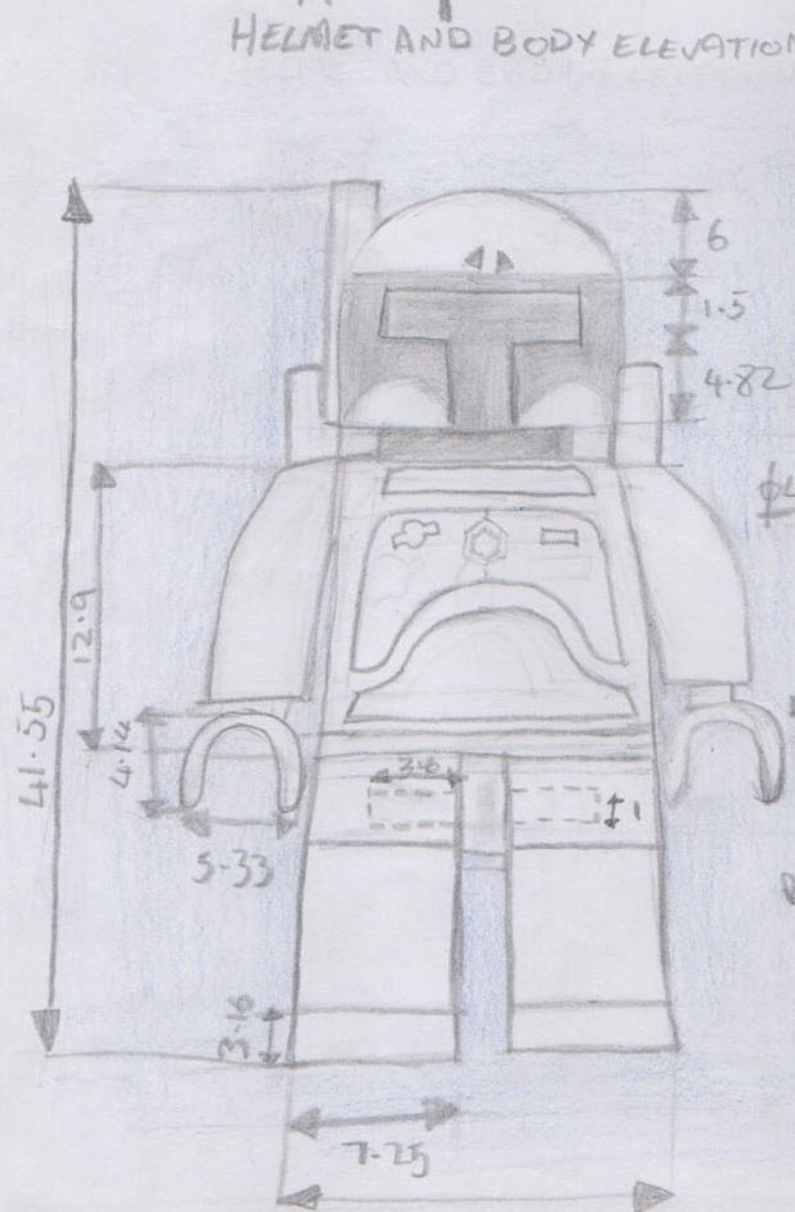
ALL MEASUREMENTS TAKEN TO  
NEAREST 100TH OF A MILLIMETRE

MICHAEL INGLIS


01.09.10

ORTHOGRAPHIC

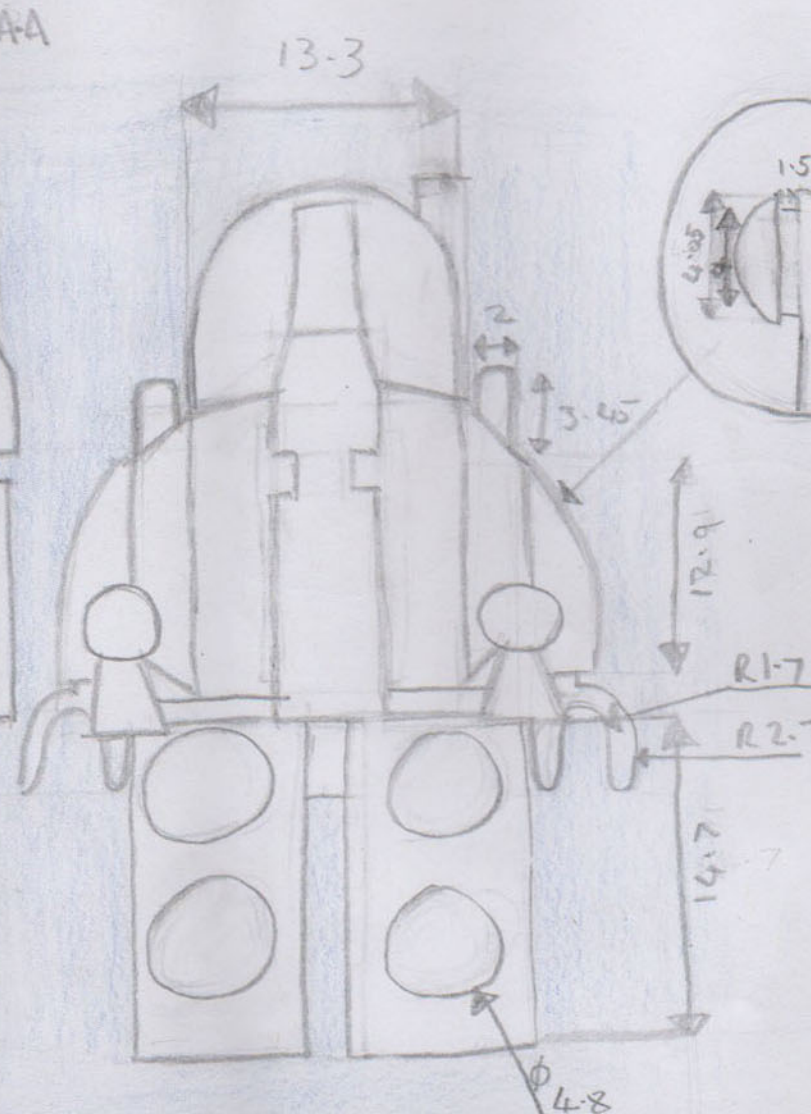
BOBA FETT



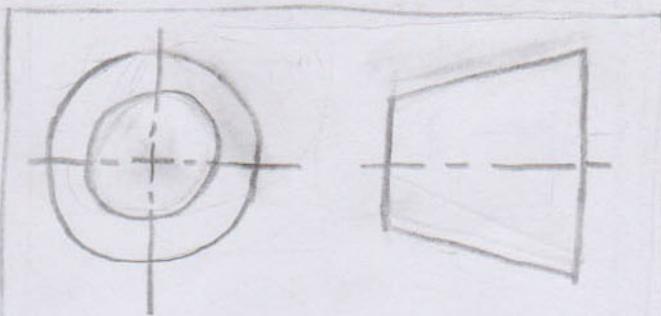
ASSEMBLED ELEVATION



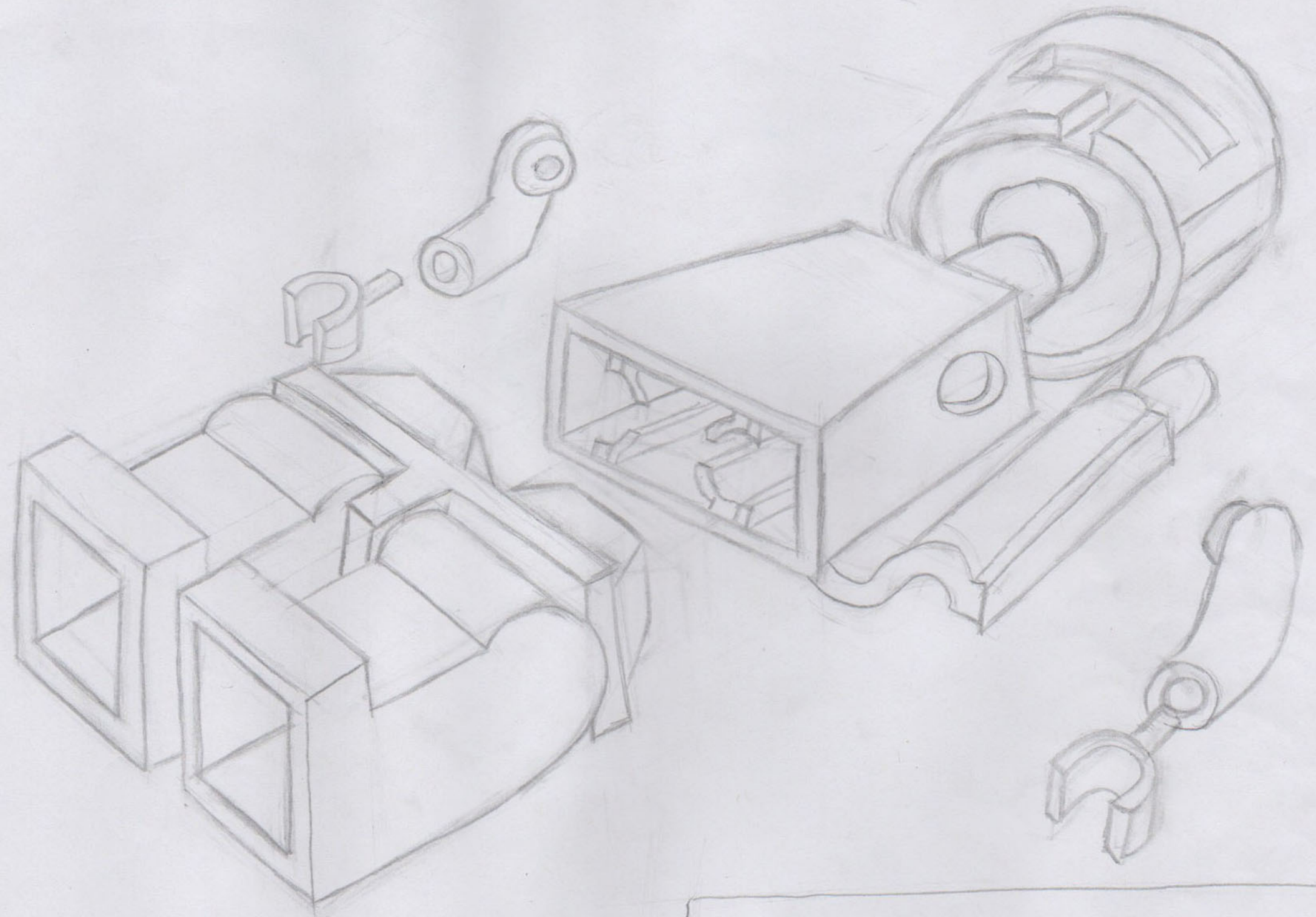
ASSEMBLED END ELEVATION



ASSEMBLED REAR ELEVATION








MICHAEL INGLIS  
01.08.10  
2-POINT PERSPECTIVE  
BOBA FETT







MICHAEL INGLIS

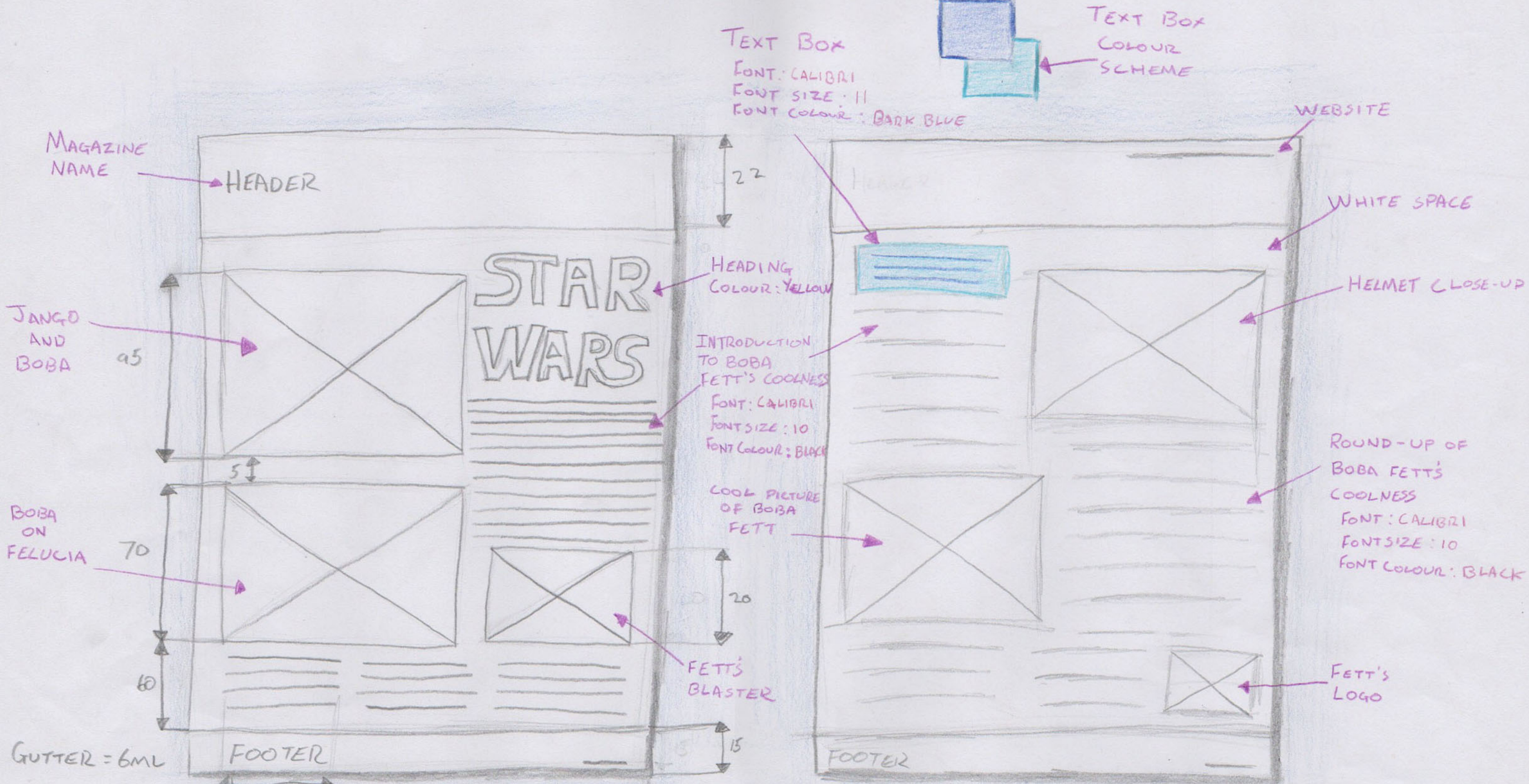
01.08.10

2-POINT PERSPECTIVE


BOBA FETT







PANORAMIC VIEW





FONT -  
SIZE - 20  
STYLE - BOLD

WHITE  
SPACE

IMAGE OVER  
DOUBLE SPREAD

TITLE



XILE




BOUNTY  
HUNTER



Travel to the outer rim



Boba Fett was a Mandalorian  
Warrior



His green armour

FONT - CALIBRE  
SIZE - 8

BODY FONT  
FONT - CALIBRE  
SIZE - 10

297

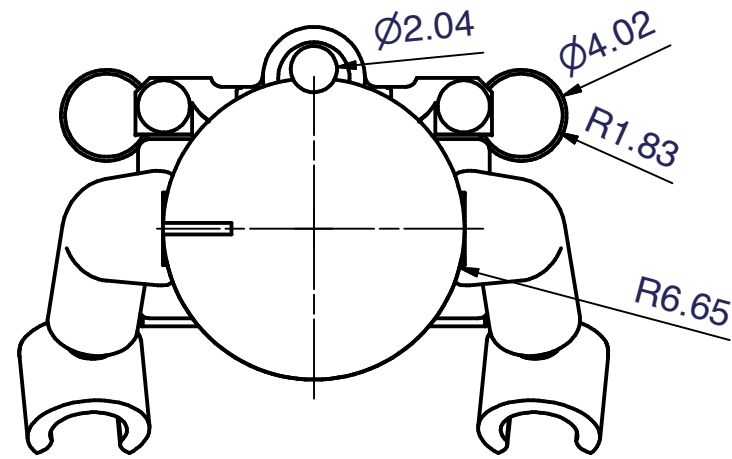
1

130

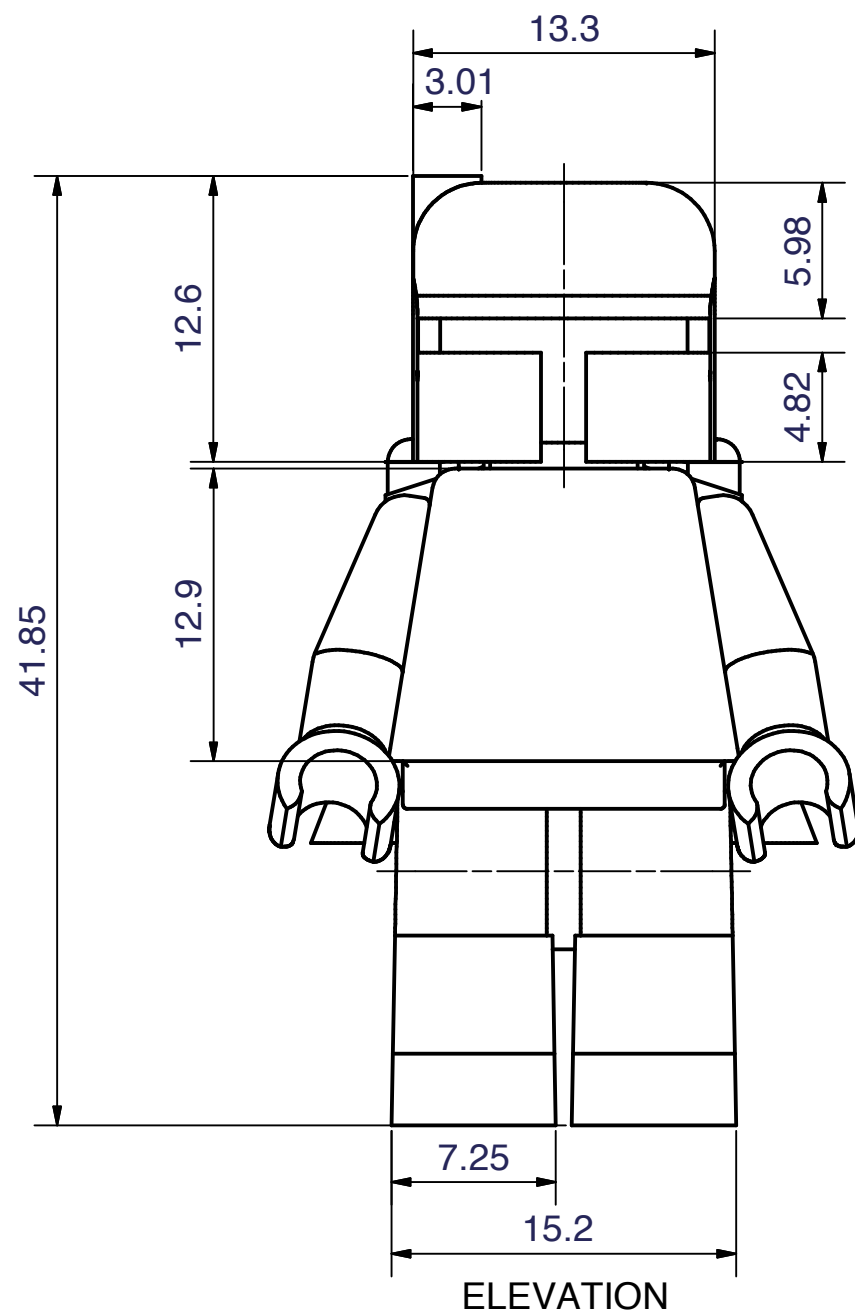
210

60

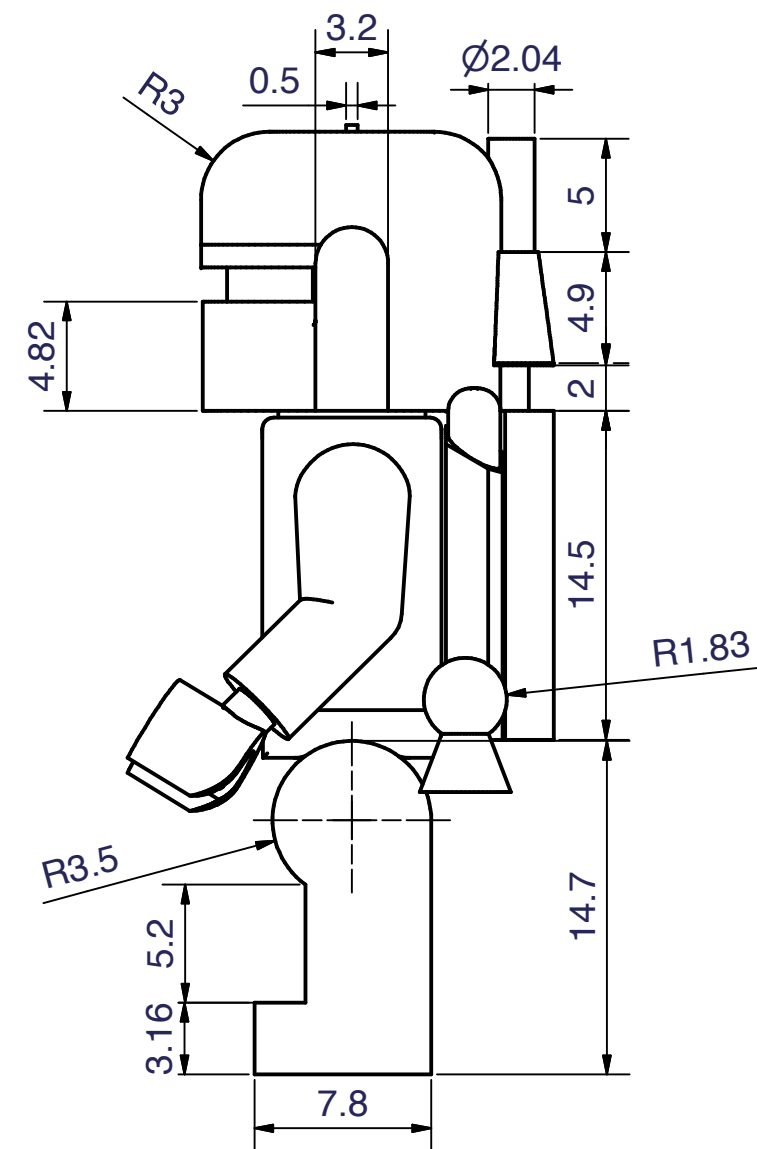




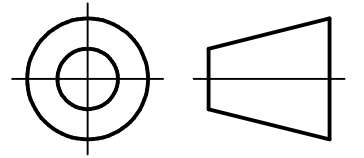
PLAN



ELEVATION



END ELEVATION



**Scale 3:1**  
**Material** - Acrylonitrile  
 Butadiene Styrene

**Mold Tolerance** - 2µm

**Process** - Injection  
 Molding



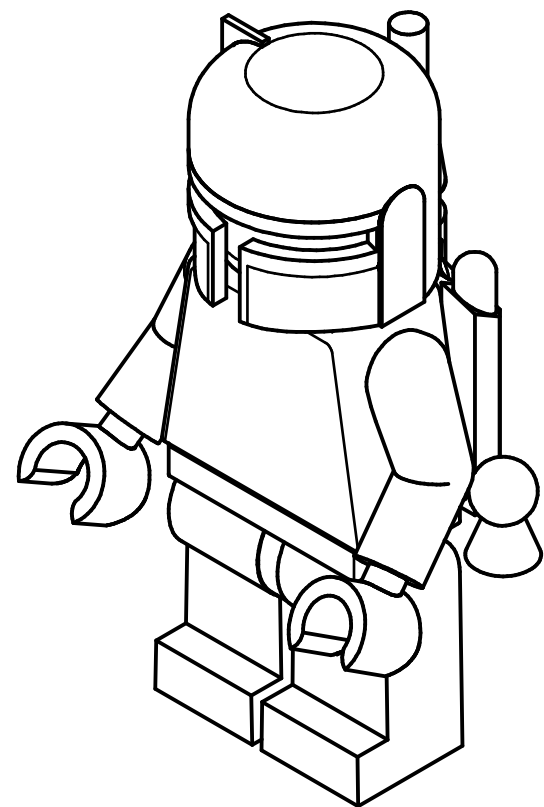
Michael Inglis

02/11/2010


SCN: 062657774

Graphic  
 Communication

Galashiels  
 Academy



ISOMETRIC



EXPLODED ISOMETRIC

**Scale 2.5:1**

**Material** - Acrylonitrile  
Butadiene Styrene

**Mold Tolerance** -  $2\mu\text{m}$

**Process** - Injection  
Molding



Michael Inglis

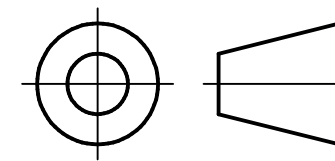
02/11/2010

SCN: 062657774

Graphic  
Communication

Galashiels  
Academy





**Scale 4:1**

**Material** - Acrylonitrile  
Butadiene Styrene

**Mold Tolerance** - 2 $\mu$ m

**Process** - Injection  
Molding



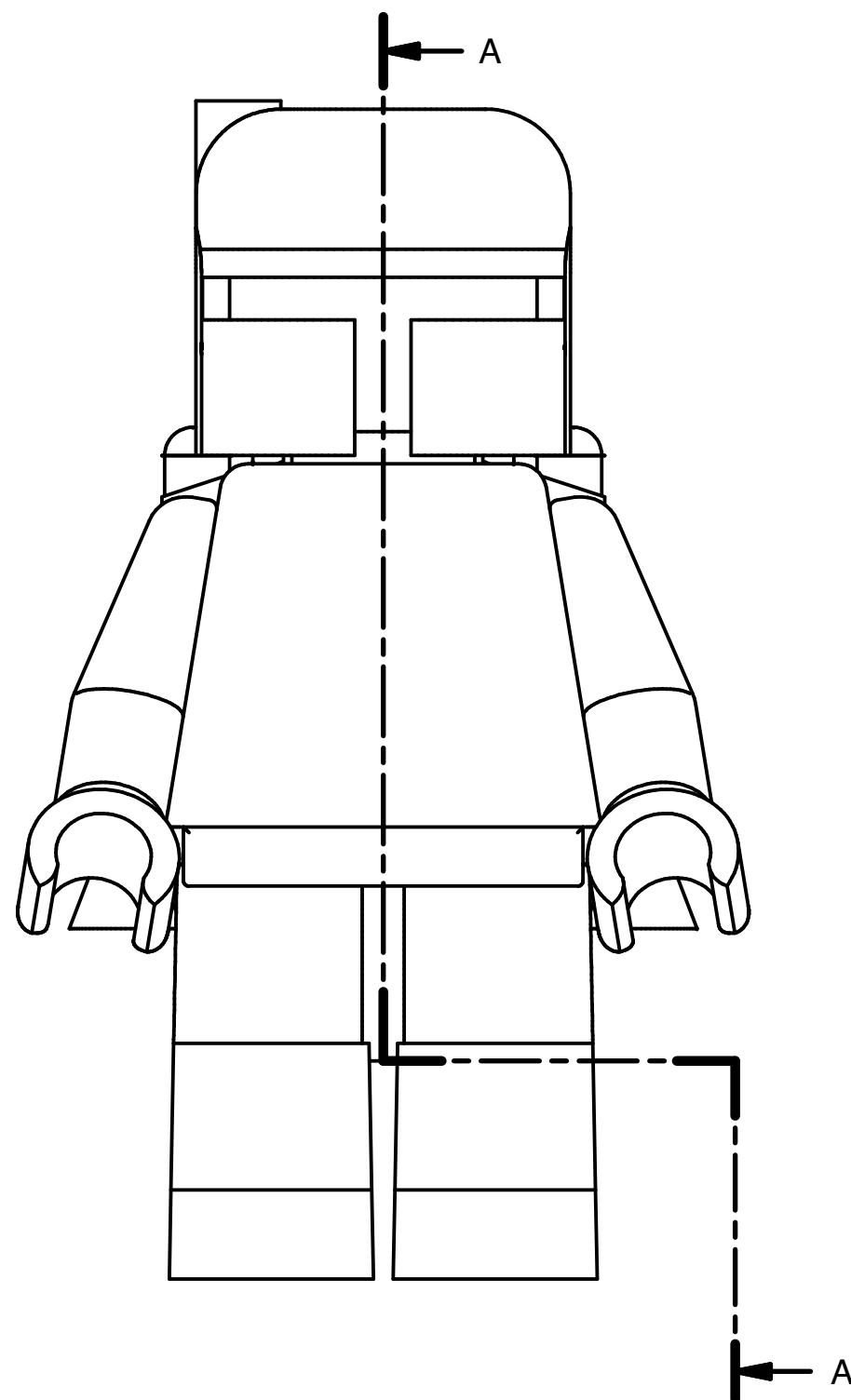
Michael Inglis

02/11/2010

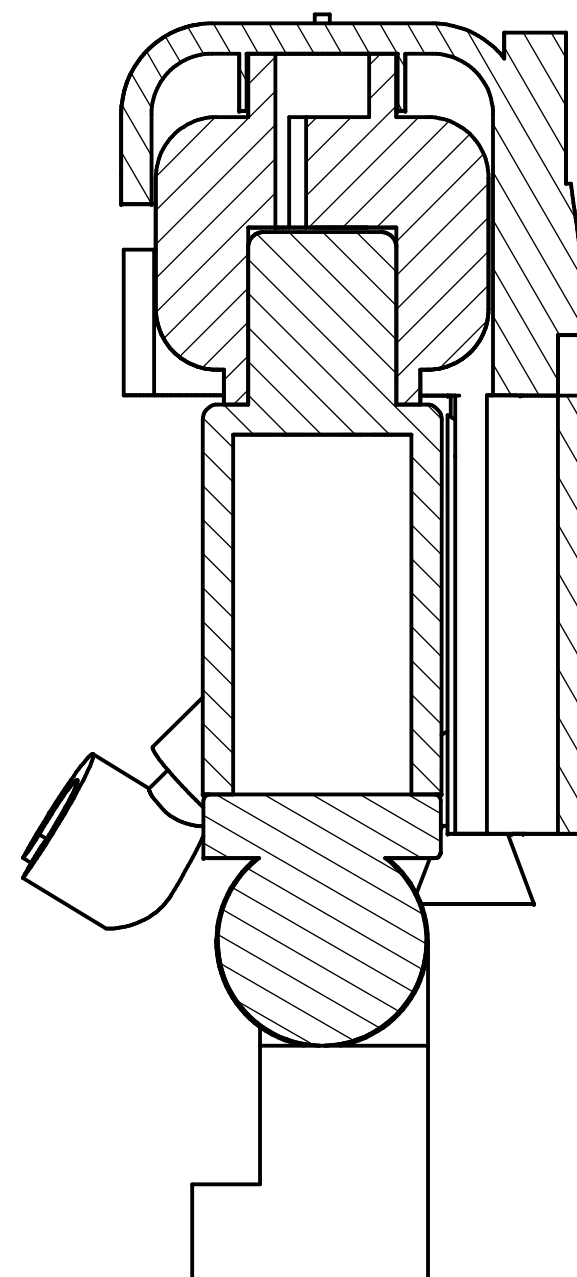
SCN: 062657774

Graphic  
Communication

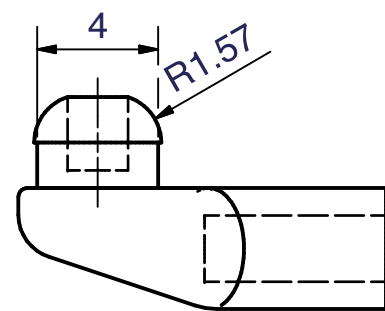
Galashiels  
Academy



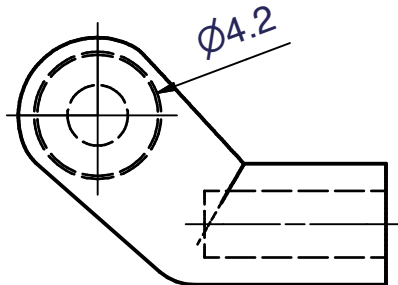
ELEVATION



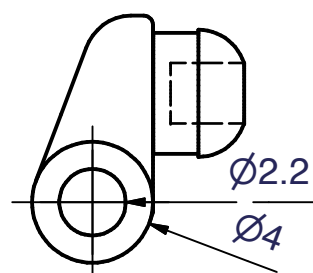
SECTION END ELEVATION A-A



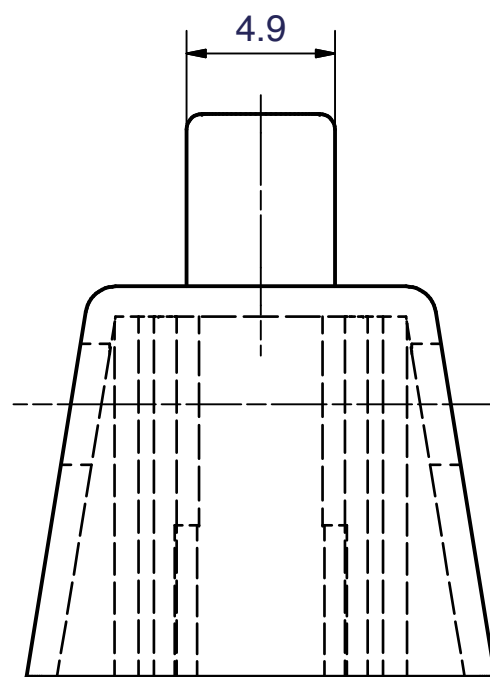
ARM  
PLAN



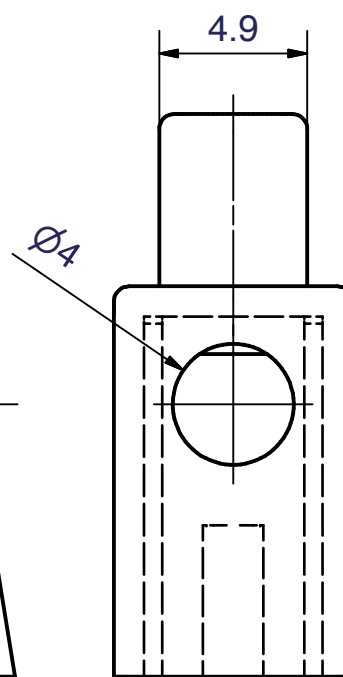
ARM  
ELEVATION



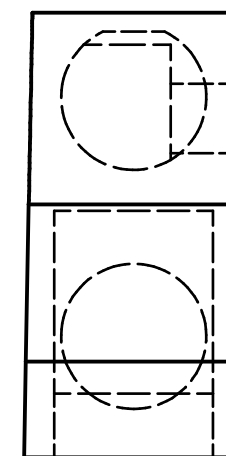
ARM  
END ELEVATION



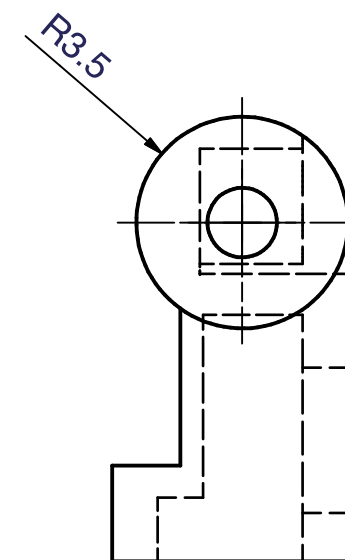
TORSO  
ELEVATION



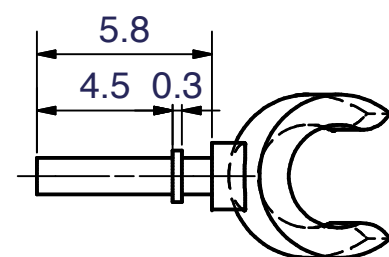
TORSO  
END ELEVATION



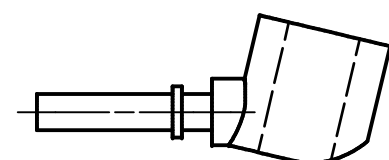
LEG  
ELEVATION




LEG  
END ELEVATION



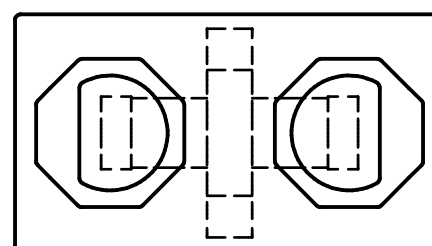
HAND PLAN



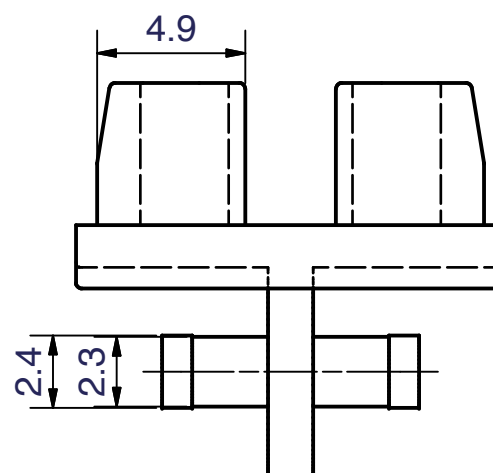
HAND ELEVATION



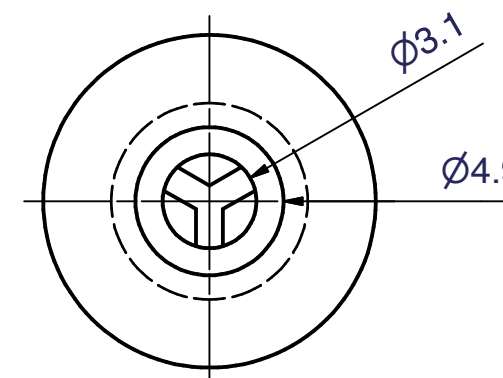
HAND END ELEVATION



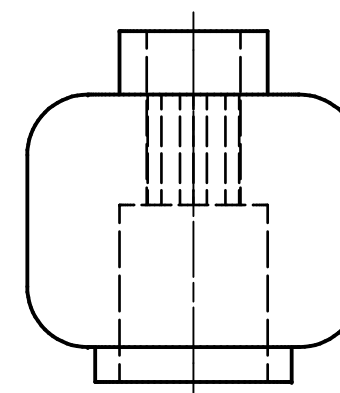
WAIST PLAN



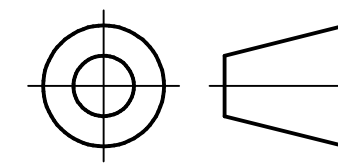
WAIST ELEVATION



HEAD PLAN



HEAD ELEVATION



Scale 4:1

Material - Acrylonitrile  
Butadiene Styrene

Mold Tolerance - 2µm

Process - Injection  
Molding





Michael Inglis

27/10/2010

SCN: 062657774

Graphic  
Communication

Galashiels  
Academy



LEGO Boba Fett  
Rendered 3D Assembly

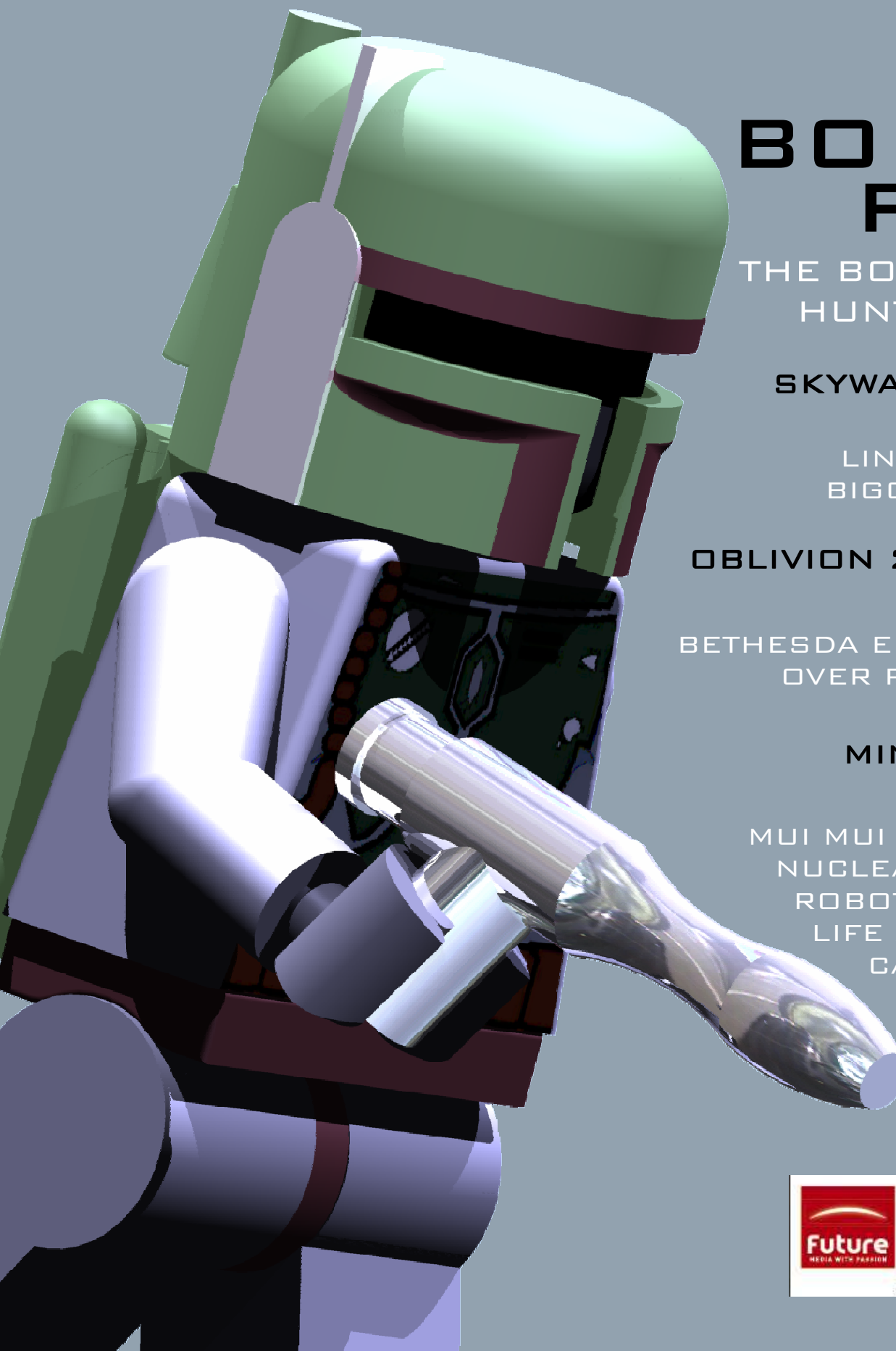




November 2027

# X I L E

We come from the future.



## BOBA FETT

THE BOUNTY  
HUNTER RISES

SKYWARD SWORD

LINK FACES HIS  
BIGGEST THREAT

OBLIVION 2: THE END

BETHESDA EMBARRASSED  
OVER PANNED RPG

MINECRAFT 2


MUI MUI LOCO ROCO  
NUCLEAR FUSSION  
ROBOT CREEPERS  
LIFE AWARE PIGS  
CAKE VARIETY  
4D BLOCKS  
SHOTGUN  
SPACE





## LEGO STAR WARS BOUNTY HUNTER

FORMAT: PLAYSTATION, WII  
PUBLISHER: TELLTALE STUDIOS  
RELEASE: TBA




The diverse locations include many sidequests from smuggling death sticks to tracking down bounties. Explore a vast universe comprised of the most hostile locations, the most civilized worlds and even of course that small moon...


**B**oba Fett was a Mandalorian warrior and bounty hunter.

He was a clone of the famed Jango Fett, created in 32 BBY as the first of many Fett replicas designed to become part of the Grand Army of the Republic, and was raised as Jango's son. Jango taught Boba much, training him to become a skilled bounty hunter as his father-figure was before him. In 22 BBY, Jango was killed at the Battle of Geonosis, which opened the Clone Wars. Just a boy, Boba was forced to grow up and took to travelling the galaxy. Later, he became a bounty hunter and took assignments from beings such as Jabba the Hutt, and achieved notoriety despite his young age. When the

Hold down the right trigger and Fett will fly from platform to platform with his jetpack



Boba Fett returns home shortly after the Galactic Civil war to help the Empire train the newly created elite Stormtroopers



Despite feeling similar to the original PS2 counterparts, LSW:BH offers a new way to explore the Galaxy

Empire was formed in 19 BBY, it was the perfect environment for Fett. During this time, he also married Sintas Vel and had a daughter named Ailyn Vel. Fett became known as the galaxy's best bounty hunter of the next several decades, often working for the Empire. He collaborated with Darth Vader on several occasions, and the Sith Lord even developed a begrudging respect for the bounty hunter.

In 1 BBY, a year after the Galactic Civil War had begun, Fett was hired to kidnap the Rebel captain Juno Eclipse to use her as bait to lure the clone of Galen Marek. He participated in the Battle of Kamino and when Darth Vader was captured and ready to be interrogated on Dantooine, the Mandalorian bounty hunter followed the Rogue Shadow on the way there.

Fett made his most notable bounty in 3 ABY, when he captured Rebel




hero Han Solo, and brought him to Jabba. A year later, during the Skirmish at Carkoon, Fett fought against the group of Rebels. However, he was knocked into the mouth of the Sarlacc by Solo. Though no one in recorded history had ever escaped from the Sarlacc, Fett was able to escape, although not entirely unscathed. Thanks to his iron will and Mandalorian armor, he was able to fight his way out of the beast's belly, killing the Sarlacc. Back in action, he continued his work as a bounty hunter.






The Sci Fi nature of the story will be well received by Fett fans. New comers and fanboys alike will be mesmerised by this new rendition of Expanded Universe displayed in beautiful full 1080p HD.



Your jetpack is your lifesaver as you traverse the extensive worlds. You are animated and controlled by the grace which exceeds even the latest Zelda titles.



The worlds shadowy corners have many hidden secrets, revealing a truth which may be particularly horrifying. Blaster in hand, you must catch your bounty before he catches you...



Through the randomly generated and behaviourally complex crowds, each planet a great deal of character. They exhibit a wide range of appearances, and Naboo, which has been invaded by separatist forces, is filled with Trade Federation Battle Droids. To emphasise the political chaos the wars have brought upon the Galaxy, Governors tirade against the Rebels and the genetically impure. Take to Slave 1 and set your course to the far reaches of the Galactic Empire. May the force be with you. Always.

During the Second Galactic Civil War, Boba, who was still leading the Mandalorians, was plagued by his ailing health. He found his granddaughter, Ailyn Vel, and the two went on many missions together, even alongside Han Solo. Fett also trained Solo's daughter Jaina to kill her twin brother, Darth Caedus, and assisted the Jedi Coalition in several battles. Ultimately, Fett's training helped Jaina bring down Caedus, once again proving he is the coolest character ever, regardless of what that nooblet Scott McCrerrick says.